

## BOOK STATS

Grade Level Equivalent: K–2

Ages: 4+

Lexile Measure®: 240L

Pages: 40

Guided Reading Level: H

Genre: Fiction Picture Book

Subject/Theme: Farm Animals, Creativity, Imagination

Common Core State Standards	Reading	Writing	Listening & Speaking	Language
Grade K	RL.K.1, RL.K.2, RL.K.4, RL.K.5, RL.K.7	W.K.3	SL.K.1, SL.K.2, SLK.5	LK.4
Grade 1	RL.1.1, RL.1.2, RL.1.5, RL.1.7	W.1.3	SL.1.1, SL.1.2, SL.1.4, SL.1.5	L.1.4, L.1.5
Grade 2	RL.2.1, RL.2.2, RL.2.4, RL. 2.5, RL.2.7	W.2.3	SL.2.1, SL.2.2, SL.2.4	L.2.4, L.2.5

# OVERVIEW

## Book Summary

Award-winning author and illustrator David Shannon charms young audiences with this richly illustrated quack-up of a tale! Duck discovers the joys of bike riding in the barnyard and shows off to the rest of the farm animals who, in turn, make their animal sounds and offer comments on Duck’s performance.

The story follows a repetitive structure as Duck rides by Cow, Sheep, Dog, Cat, Horse, Chicken, Goat, Pig, and Mouse. Then hilarious pandemonium breaks loose as Chicken rides a tricycle, Pig and Pig hop on a bicycle built for two, Goat munches on his bike’s basket, and Mouse hitches a ride on Duck’s handlebars.

In this tale filled with bright and cheerful illustrations, Duck discovers the joys of bike riding—and students will too!

## Teaching the Book

Can a duck ride a bike? This duck can—and he can ride with no hands and even stand up on the seat! David Shannon’s *Duck on a Bike* delights young readers and provides an opportunity to teach students repetitive story structure and the difference between fiction and nonfiction. Activities engage students in writing a make-believe animal story, learning an animal sounds song, and sorting animals into categories.

**Genre Focus:** Repetitive Story Structure

**Comprehension Focus:** Identify Fiction and Nonfiction

**Language Focus:** Define Words by Key Attributes

## ABOUT THE AUTHOR/ILLUSTRATOR

Internationally acclaimed picture-book creator David Shannon has been an artist since the age of five when he wrote and illustrated his first book. On every page there were pictures of David doing things he was not supposed to do accompanied by these words: No, David! Many years later, Shannon was inspired to write and illustrate his now-classic bestseller and Caldecott Honor Book, *No, David!*

Shannon often uses incidents and people from his own life in his work. His daughter made animal noises before she could talk, so Shannon wrote *Duck on a Bike*, a story with lots of quacks, moos, oinks, and woofs. His entertaining picture book,

*Good Boy, Fergus!*, features the beloved family dog. And how can anyone with children not guess where Shannon got the idea for *Too Many Toys*?

Shannon has written and illustrated numerous award-winning, bestselling books, including *A Bad Case of Stripes*; *Alice the Fairy*; *The Rain Came Down*; and three more picture books featuring David: *David Gets in Trouble*; *David Goes to School*; and most recently, *It’s Christmas, David!* He now lives in Los Angeles with his wife, their daughter, and their dog, Fergus. Watch a video interview with David Shannon from the Scholastic website at <http://bit.ly/Sy8Cfd>.

# Get Ready to Read

## Pre-Reading Activities

**Farm Animals** Write the heading “Farm Animals” on the whiteboard or chart paper. Ask students to name animals they would probably see at a farm. As you write down the name of each animal, ask students to make the noise that the animal makes. Continue the list until you have the names of most of the animals featured in *Duck on a Bike*.

Read aloud a nonfiction book about farm animals such as *Animals on the Farm* by Christopher Hernandez. Show students the photographs and explain that the book gives true information and facts about farm animals. Ask how they can tell that this is a true, or nonfiction, book. (*Sample answers: It includes photos. It’s about real people, real animals, and a real place*). Then explain that the book you will read together is a make-believe or fictional story. Encourage students to pay attention to things in the book that are make-believe or could not happen in the real world.

**Preview and Predict** Ask students to look at the cover of *Duck on a Bike*. Have them predict what they think might happen in the story.

## Vocabulary

**Define Words by Key Attributes** Introduce students to the vocabulary words, explaining that each word belongs to the category of farm animals. Ask students to watch for the following words as they read the book. Encourage them to look for clues in the illustrations for the meaning of any words they don’t know.

Use **Resource #1: Vocabulary Cards** on page 7 and distribute copies to students.

duck	cow
sheep	dog
cat	horse
chicken	goat
pig	mouse

## STORIA ENRICHMENTS

To assess and enhance students’ comprehension, this Storia eBook contains a Reading Challenge Quiz, as well as the following enrichments:

- Picture Starter
- Sequencing
- Scratch & See
- Memory Match
- Touch the Page (2)
- Multiple Choice With Text
- Multiple Choice With Pictures



## BIG QUESTION

**Critical Thinking** Ask students to think about this question as they read and be ready to answer it when they have finished the book. Write the question on chart paper or have students write it in their reading journals.

**Do you think an animal could really ride a bike? Why or why not?**

## As You Read

### Reading the Book

**Read-Aloud** Read the book aloud with fluency and expression. If possible, project the book on a whiteboard or screen. Ask students to look carefully at the illustrations as they listen, connecting what they hear in the story to what they see in the pictures.

**Shared Reading** Reread the book and ask students to read their copies at the same time. Remind them to think about the parts of the book that are make-believe and could never happen in real life. If students are able, encourage them to read the text aloud with you.

## Comprehension Focus

**Identify Fiction and Nonfiction** Remind students about the book you read about real farm animals. Explain that it was a nonfiction book full of facts and information. *Duck on a Bike*, on the other hand, is a fiction book about farm animals doing things that real farm animals cannot do. Tell students that they will be comparing the make-believe farm animals in *Duck on a Bike* to real farm animals.

Use the graphic organizer on **Resource #2: Identify Fiction and Nonfiction** to model for students how to distinguish between make-believe and real animals. Project the page on a whiteboard or pass out copies to students.

**Model:** Let's start by looking at the first two pages of the story that show Duck getting up on the bike. In the picture, the farmhouse looks real and the bike looks real. What looks like it is make-believe? The way Duck is climbing up onto the bike with his wing tips on the handlebars is definitely not real. No duck could do that! And in the text, Duck is thinking in English—which also doesn't happen in real life! I'll write both those things under "Make-Believe." I'll write that ducks don't ride bikes and ducks don't think in English under "Real."

Have students volunteer more examples of make-believe from the text and illustrations of the book. Have them write corresponding things about real farm animals.

## After You Read

### Questions to Discuss

Lead students in a discussion of these focus story elements.

**1. Repetitive Story Structure** What does Duck say each time he rides by an animal on his bike? What do the animals say back? Then what happens each time? (*Sample answers: He says, "Hello Cow" or "Hello Sheep;" The animals say their sound such as, "Moo" or "Baaa;" The animal thinks something about Duck and we find out what it is.*)

**2. Recognize Fiction and Nonfiction** Look at the two-page illustration of all the kids on their bikes on pages 20–21. Could this happen in real life? Is there anything that doesn't look like real life? (*Sample answers: Most of the kids look like real kids and so do the bikes. The little kid on the tricycle is dressed like a make-believe character and probably couldn't ride as fast as the others.*)

**3. Define Words by Key Attributes** Define another animal, such as a shark by categorizing the type of animal it is and how it looks? (*Sample answer: A shark is an ocean animal that has sharp teeth.*)

### Questions to Share

Encourage students to share their responses with a partner or small group.

- 1. Text-to-Self** Which animal do you think looks funniest on a bike? Explain why.
- 2. Text-to-World** Do you think pets like cats and dogs ever think thoughts about humans? What might a pet cat or dog think?
- 3. Text-to-Text** What other book have you read that had make-believe animals that talk and do crazy things?

## WORDS TO KNOW

### Define Words by Key Attributes

Ask students to cut apart their vocabulary cards to play a game. Remind them that all the animals in the book are farm animals which is a way to describe and categorize the animals. Another way to describe the animal is by the way it looks or by things it does. For example, a duck is a farm animal that swims.

Name a farm animal and have students hold up its card. Then tell students to look at the picture of the animal and define it by saying: a \_\_\_\_\_ is a farm animal that \_\_\_\_\_. Give several students the chance to define each animal.

## Extension Activities

### Reading/Writing Connection

**Write a Make-Believe Story** Challenge students to imagine that they are fiction writers who are writing funny books about an animal that decides to ride a form of transportation. Brainstorm lists of animals and lists of kinds of transportation, such as skateboards, scooters, skis, and boats. Then give students the following five-part frame for their story, modeled on *Duck on a Bike*.

1. An animal decides to try a form of transportation.
2. The animal passes by another animal, who makes a comment.
3. The animal passes by a second animal, who makes a comment.
4. The animal passes by a third animal, who also makes a comment.

## Content Area Connections

**Science Sorting Animals** Give students practice with categorizing animals by sorting them into two groups of farm and non-farm animals. Provide students with magazine pictures of animals to cut out and paste onto a T-chart. At the top of the columns write "Farm Animals" and "Not Farm Animals." Or do the same activity on the whiteboard using photos of animals.

**Math Duck in a Maze** Print each student a copy of the duck maze found on the Scholastic website at <http://bit.ly/144Bgsl>. Have students practice their reasoning skills by finding the route baby ducks need to take to find their mother. Challenge students to create their own animal mazes and trade them with partners to complete.

**Music The Animal Sounds Song** Project an animated video from YouTube that goes along with "The Animal Sounds Song" so students can watch and sing along. Most of the sounds are of farm animals with a few other animals added. Students will enjoy learning this song and singing it together several times through. Share this video with students by visiting <http://bit.ly/UUgffc>.

**Language Arts Retell the Story** Look through the pages of the book one more time with students, encouraging them to orally retell the story. Ask individuals to describe

5. Something funny happens at the end of the story. Have students write their stories or depending on their level, have students dictate the story while you write down their words. Give students copies of the **Big Activity: A Make-Believe Story Cover** to make an illustrated cover for their story.

Don't forget the



### BIG QUESTION

**Critical Thinking** Give each student an opportunity to answer the big question. Encourage students to support their answers with details and evidence from the text. Tell the students there is more than one right answer.

**Do you think an animal could really ride a bike? Why or why not?**

what Duck is doing on each page spread and what sound the other animal on the page makes when it sees Duck. Help them conclude the story with the text on the last spread: "Then they put the bikes back by the house. And no one knew that on that afternoon, there had been a cow, a sheep, a dog, a cat, a horse, a chicken, a goat, two pigs, a mouse, and a duck on a bike."

### BIG ACTIVITY


**A Make-Believe Story Cover** Tell students that they will illustrate a cover for their make-believe stories about an animal who tries out a new kind of transportation. Distribute copies of the **Big Activity: A Make-Believe Story Cover** to students and ask them to:

- give their story a title
- draw an illustration of the animal on its transportation
- add an animal noise or some English words that the animal is saying
- print their name as the author

Name: \_\_\_\_\_ Date: \_\_\_\_\_

## **BIG ACTIVITY:** A Make-Believe Story Cover

Create a book cover for your make-believe story. In the spaces below, include the title of your story, the author (you!), an illustration, and animal noises or English words to show what the animal is saying.



Title: \_\_\_\_\_  
\_\_\_\_\_

Author: \_\_\_\_\_

# READ MORE AND LEARN MORE

Use these books and other resources to expand your students' study of the book or theme.

## Author Connections



### Alice the Fairy

David Shannon

Ages: 4–6

Grades: PreK–1

Lexile Measure: 510L

Pages: 40

Guided Reading Level: K

Alice has a wand, a crown, and even wings—plus, she can already do some tricks! She can fly a little, and turn her dad into a horse. But some of her tricks need a little more practice. She still isn't so good at getting her clothes to dance into her closet, or getting her dog to float on the ceiling. Maybe someday she'll get to go to Advanced Fairy School and become a permanent fairy!

Available as a Storia eBook




### Good Boy, Fergus!

David Shannon

Ages: 3–6 Grades: PreK–1 Pages: 40

Follow Fergus as he experiences the perfect doggy day. From chasing cats and motorcycles to being scratched on his favorite spot, David Shannon's newest sweet and silly character will inspire young readers to laugh out loud at his mischievous antics. Fans of Shannon's previous books will love reading all about this naughty but lovable dog! Available as a Storia eBook



### Too Many Toys

David Shannon

Ages: 4–7

Grades: PreK–2

Lexile Measure: 600L

Pages: 32

Spencer has too many toys. He has robots, puzzles, board games, stuffed animals, and plastic action figures. Spencer tries to persuade his mother to let him keep them all—because every single toy is his favorite. In the end, however, it's not a store-bought toy but the giveaway box itself that captures Spencer's attention.

Available as a Storia eBook

## Theme Connections



### Farm

Elisha Cooper

Ages: 4–8


Grades: K–2

Lexile Measure: 590L

Pages: 48

There is so much to look at and learn about on a farm—tractors, crops, barns, and children feeding animals for morning chores! Young readers meet a family working at cultivating and planting their fields, caring for their animals, enjoying lazy summer days together, and enduring the hardships of bad weather and local predators.

Available as a Storia eBook



### How Will I Get to School This Year?

Jerry Pallotta

Ages: 4–8


Grades: PreK–2

Lexile Measure: 330L Pages: 32

Guided Reading Level: L

Ride the bus to school again this year? Been there. Done that. Why limit transportation, when there are so many creatures—and so many travel options—available? A school bus is smelly, noisy, and cramped. But what about taking an animal ride? A giant mosquito would turn heads. A pig would hog the highway. A bald eagle would offer a fast flight. With this many possibilities, there could be a bouncy, bumpy, buzzy new ride every day!

Available as a Storia eBook




### Maybe a Bear Ate It!

Robie H. Harris

Ages: 3–6 Grades: PreK–1 Pages: 40

When this little guy loses his favorite book, he tries to figure out who could have taken it. Who can be blamed for the missing article? Is it a bear? A shark? A hippo? Are the stuffed animals involved? Or maybe, just maybe, the little critter should look before he leaps to conclusions. Available as a Storia eBook



### My Name Is Not Isabella

Jennifer Fosberry

Ages: 4–8

Grades: K–2

Lexile Measure: 640L Pages: 32

Guided Reading Level: N

When Isabella's mother wakes her up for school, the little girl says, "I am NOT Isabella." "I am Sally," the girl declares, "the greatest, toughest astronaut who ever was." By the time "Sally" makes it down to the breakfast table, she's changed her identity to Annie, the fastest sharpshooter of the Old West. Isabella imagines herself as a series of extraordinary women. By the end of the day, Isabella learns the importance of being her own extraordinary self. Available as a Storia eBook

To find PDF versions of the Storia teacher guides and links to purchase the related books, visit <http://teacher.scholastic.com/ereading-resources/>.

**duck**

**cow**

**sheep**

**dog**

**cat**

**horse**

**chicken**

**goat**

**pig**

**mouse**

Name: \_\_\_\_\_ Date: \_\_\_\_\_

## **RESOURCE #2: Identify Fiction and NonFiction**

Make a list of the make-believe things that the farm animals do in *Duck on a Bike*. Then list the things that real farm animals do in the next column.

<b>Make-Believe</b>	<b>Real</b>