

BOOK STATS

Grade Level Equivalent: 2-3

Ages: 7+

Lexile Measure: 380L

Pages: 64

Genre: Humor, Illustrated Chapter Book

Subject/Theme: Fears, Imagination, Competition, Humor

Common Core Standards	Reading	Writing	Listening & Speaking	Language
Grade 2	RL.2.1, RL.2.3, RL.2.4, RL.2.7	W.2.7	SL.2.1, SL.2.2, SL.2.5	L.2.4, L.2.5
Grade 3	RL.3.1, RL.3.3, RL.3.4, RL.3.7	W.3.4	SL.3.1, SL.3.2, SL.3.5	L.3.4, L.3.5

OVERVIEW

Book Summary

Hubie's teacher, mean Mrs. Green, says everyone has to run for a class office. At first, Hubie wants to run for the hills. Then he decides to run for president against Doris, who has a secret weapon—free ice cream bars. Hubie and his campaign manager Eric come up with a slogan, posters, and a stump speech. And, despite his occasional flights of anxiety, Hubie begins to dream of being president, including what he'll do one day in the White House.

Things start to go wild in Hubie's imagination as the election day nears. He has to shake everyone's hand, debate Doris, take polls, and worry a lot about being a loser. Finally, class election day arrives. The tension is unbearable for Hubie as his classmates cast their ballots. But when Mrs. Green counts the final vote, all his fears disappear. Hubie is president of the class from the Black Lagoon!

Teaching the Book

How scary can a class election be? If it's from the Black Lagoon, it can be really scary! Hubie takes his worries about school to the chapter book level in this Black Lagoon adventure. The book provides an opportunity to teach how fears affect the imagination, how an author uses puns and word play, and how character is developed through text and illustrations. Activities will engage students in creative writing, dramatic readings, and word play.

Theme Focus: Imagination

Comprehension Focus: Analyze Character

Language Focus: Puns & Word Play

ABOUT THE AUTHOR

Mike Thaler has been called "one of the most creative people in children's books today." Thaler himself sums up his approach to writing in this quote: "The most powerful nation in the world is IMAGINATION." Thaler believes that story writing and riddles are the most useful tools in stimulating children's awareness of language and its creative use. An award-winning author and illustrator, he travels the world sharing his message with teachers and children.

Born in Los Angeles in 1936, Thaler moved to New York City to start his career as a cartoonist. An editor encouraged him to write children's books, and now, over 200 books later, he is an award-winning author and illustrator. Thaler now lives in West Linn, Oregon, surrounded by his family, friends, and yellow, his favorite color. Visit Mike Thaler's website at <http://www.mikethaler.com/>

Get Ready to Read

Pre-Reading Activities

The Black Lagoon Engage students' interest and build background by talking about Mike Thaler's Black Lagoon series. Explain that the first book was *The Teacher from the Black Lagoon*, named after the horror movie, *The Creature from the Black Lagoon*. Thaler's main character Hubie has a wild imagination that goes to work whenever he is worried or fearful about something in school, also known as the Black Lagoon.

Display the book cover and ask: What might Hubie be worried about in this picture? What is that monster doing behind him? Discuss students' responses; then ask what other things about school can cause worries, prompting them with these Black Lagoon titles:

The Talent Show from the Black Lagoon

The Gym Teacher from the Black Lagoon

Valentine's Day from the Black Lagoon

Preview and Predict Display the illustration on page 7 of Mrs. Green and the class. Ask students to predict whether or not Mrs. Green really looks like this.

Vocabulary

Puns and Word Play Knowing the meaning of the words below will increase students' understanding and enjoyment of the word play in the book. Encourage students to look for clues in the text and the illustrations to figure out the meaning of unfamiliar words or have them check a dictionary definition.

Use **Resource #1: Vocabulary Cards** on page 8 and distribute copies to students.

candidate	campaign	slogan	platform
agenda	ballot	debate	poll

STORIA ENRICHMENTS

This Storia e-book has the following enrichments to enhance students' comprehension of the book.


- Word Twister
- Word Scramble
- Who Said It?
- Do You Know?



BIG QUESTION

Critical Thinking Ask students to think about this question as they read and be ready to answer it when they've finished the book. Write the question on chart paper or have students write it in their reading journals.

Who wins the class election . . . and why?



As You Read

Reading the Book

Modeled Reading Read aloud the first chapter of the book, asking the class to follow along. Point out that Hubie likes to ramble as he tells the story—and he likes to use his imagination. The wacky things Hubie thinks and says are pictured in the illustrations; for example, his face on Mt. Rushmore and the \$3 bill. Remind students to look at the illustrations as they read for more clues about what's happening in the story.

Paired Reading Assign partners to read the book together. Encourage them to share questions and reactions with each other.

Comprehension Focus

Analyze Character *The Class Election from the Black Lagoon* is not only about Hubie, but it's told through

Hubie's mind. Plus, the illustrator shows Hubie doing things in the real world and in his imaginative world. Together, the words and the pictures provide a good portrayal of Hubie's character traits. Help students analyze Hubie's character using evidence from the text and pictures.

Use the graphic organizer on **Resource #2: Analyze Character** to model for students how to use evidence to analyze a character. Project the page on a whiteboard or pass out copies to students.

Model: We're going to think about Hubie and his character traits. A trait is a quality or habit that a person has. The first trait on the list is "a big imagination." Is that true about Hubie? I'll see if I can find evidence of a big imagination in the text or pictures. I see an example of his imagination on page 8. He thinks his face might be on a three-dollar bill! I'll write that in the second column as evidence of "a wild imagination."

Have students fill in the rest of the organizer for the traits of "a funny sense of humor" and "worries about things." Ask students to use the text and pictures to write in a fourth character trait for Hubie in the space provided. Check that they have provided evidence to support each trait. (*Answers will vary because there are many examples in both the text and illustrations.*)

After You Read

Questions to Discuss

Lead students in a discussion of these focus story elements.

1. Imagination What happens to Mrs. Green in the illustrations starting on page 59? Why do you think she looked like a monster before? (Sample answer: *Mrs. Green looks normal in the last chapter. Hubie has just imagined that she was a monster because she did things that worried him.*)

2. Analyze Character How do the illustrations help you get to know Hubie? What did you learn about him from them? (Sample answer: *The illustrations showed what a wild imagination Hubie has...especially*

all the monsters who must be what he's worried about.)

3. Puns and Word Play What is your favorite example of a pun or riddle in the book? Why do you like it? (*Answers will vary.*)

Questions to Share

Encourage students to share their responses with a partner or small group.

1. Text to Self Would you want to run for an office in a class election? Why or why not? If yes, which office would you choose?

2. Text to World How was Hubie's campaign similar to political campaigns in the real world? How was it different?

3. Text to Text Hubie has starred in many other Black Lagoon books. What topic about school do you think would make a good Black Lagoon book?

WORDS TO KNOW

Content Area Vocabulary

Read aloud the following descriptions for the vocabulary words. Ask students to hold up the vocabulary card that matches each description. Then help them find Hubie's wordplay or riddle about each word.

1. someone who wants an elected office
candidate (*Candied-Dates*, p. 9)
2. a plan to get votes **campaign** (*a campaign in the neck*, p. 9)
3. a saying a candidate uses to get votes
slogan (*A Fast Slogan*, p. 12)
4. the beliefs of a candidate **platform** (*I don't need a platform. I'm tall enough*, p. 24)
5. a list of things to do **agenda** (*My gender's a boy*, p. 26)
6. a paper or card used for voting **ballot** (*The Ballot of Hubie Cool*, p. 35)
7. to talk or argue about something **debate** (*Put debate on the hook*, p. 44)
8. a survey of how people will vote **poll** (*flag poll, fishing poll, poll vault* p. 50)

Extension Activities

Reading/Writing Connection

The Riddle King's Riddle Recipe Share with students Mike Thaler's recipe for writing a riddle. Then have students write a group riddle book, using the recipe.

1. Pick a subject: PIG
2. Make a list of synonyms and related words: HOG, SWINE, OINK, HAM
3. Take any word from the list: "HAM" and drop the first letter. "HAM" becomes "AM."
4. List words that begin with "AM": AMBULANCE, AMNESIA, AMATEUR
5. Take the "H" that you dropped from "HAM" and add it to the beginning of your other words: HAMBULANCE, HAMNESIA, HAMATEUR (These are your riddle answers.)
6. Now make up your riddle questions using the answer's definition.

Q: How do you get a pig to the hospital?

A: In a HAMULANCE.

Don't forget the



BIG QUESTION

Critical Thinking Give each student an opportunity to answer the big question. Encourage students to support their answers with details and evidence from the text. Tell them there is no one right answer.

Who wins the class election . . . and why?

Content Area Connections

Math Take a Poll Have students take a poll about a school or community topic. Guide them to think of a question and then list two or three possible answers or responses. Suggest that each student polls ten people about the issue and records their answers. When the poll is completed, direct them to count and compare their results.

Social Studies President Facts In Chapter 5, Hubie tells some tall tales about U.S. presidents. Show students how to check the facts using online resources or library books. For further research, encourage students to find out fun facts about the Presidents that are true. Consider using these two possible website sources:
<http://www.presidentialpetmuseum.com/whitehouse/pets-2.htm>, <http://www.scholastic.com/teachers/article/fun-facts-know-about-white-house-residents>

Language Arts Audio Recording Ask partners to record a dramatic reading of a chapter in the book. Chapters that include two speakers are: 3, 6, and 11. Encourage stu-

dents to rehearse their reading several times. Remind them to express the characters' feelings while saying their parts.

Arts The Worry Monster When Hubie is worried, he imagines all kinds of monsters in school. Ask students to imagine what their "Worry Monster" looks like. When would this monster appear in their imaginations? Give students art paper, and have them draw and name their monster. Remind them to look at Jared Lee's illustrations for inspiration.

BIG ACTIVITY

Vote for Me! Assign students to create their own campaign poster for a class office. Remind them to have fun with it, just like Hubie did on page 15. They should choose the office they want to run for, write a campaign slogan, and provide an illustration. Make copies of the printable, "Big Activity: Vote for Me!," on page 6 and distribute to students. Read the directions and answer any questions to clarify the activity.

Name _____


Date _____

BIG ACTIVITY: Vote for Me!

Create a poster for your election campaign. Include these three things:

- ★ the office you're running for
- ★ your campaign slogan
- ★ an illustration for your campaign


Don't forget to have fun!



READ MORE AND LEARN MORE

Use these books and other resources to expand your students' study of the book or theme.

Author Connections



Black Lagoon Adventure Chapter Book #1: The Class Trip from the Black Lagoon


Mike Thaler

Ages: 7-9 Grades: 2-3

Lexile Level: 480

Guided Reading Level: M

Oh no! It's time for the class trip from the Black Lagoon! And where in the world will mean Mrs. Green take the kids? Hubie's huge imagination fills in the blanks. But when the frightful fantasizing stops, the kids realize that they are going to a very cool zoo! **Available as a Stora e-book**



The New Kid From the Black Lagoon

Mike Thaler

Ages: 4-8 Grades: PreK-2

Lexile Level: 550

Guided Reading Level: M

It's another scary day at the Black Lagoon . . . The class is expecting a new kid who comes from far away and Hubie is worried. What if the new kid is from Mars? Or worse, what if he's a body snatcher? Wherever the new kid is from, one thing is certain—he'll fit in fine at the Black Lagoon. **Available as a Stora e-book**

Theme Connections



Geronimo Stilton #33: Geronimo and the Gold Medal Mystery

Geronimo Stilton

Ages: 8-10 Grades: 2-4

Lexile Level: 810

Guided Reading Level: P

Geronimo Stilton is not a sportsmouse. He prefers relaxing in an armchair. But with the Olympics coming up, sports are all anyone can talk about. On his way to cover the games for the newspaper, Geronimo spots his friend, the private investigator Hercule Poirat. This can only mean one thing: a mystery!



Geronimo Stilton SE: Thea Stilton: Big Trouble in the Big Apple


Thea Stilton

Ages: 8-10 Grades: 2-4

Lexile Level: 720

Guided Reading Level: S

Nicky, Pamela, Colette, Paulina, and Violet are the Thea Sisters, five super students at Mouseford Academy who named their group after Thea Stilton, their awesome journalism professor. In this adventure, the five friends are in New York City to cheer Nicky on in the Big Apple Marathon.




The Amazing World of Stuart

Sara Pennypacker

Ages: 7-9 Grades: 2-3

Lexile Level: 480

When Stuart moves to a new town, he worries about making new friends and having adventures. So he makes a magic cape out of ties; but, unfortunately, his magic cape does all kinds of strange things. Should he get rid of the cape before he gets into more trouble than he can handle?



What Really Happened to Humpty?

Jeanie Franz Ransom

Ages: 6-8 Grades: 1-3

Lexile Level: 550

Guided Reading Level: L

What happened to Humpty? That's the question his brother, Detective Joe Dumpty, wants answered. Joe won't rest until he solves the mystery. And until he does, everyone's a suspect. From Miss Muffet to Chicken Little to that Old Woman in the Shoe, no one escapes the wrath of Joe's hard-boiled investigation!

Other Resources

Weston Woods Video: The Teacher from the Black Lagoon

A Video Interview with Mike Thaler

<http://www.scholastic.com/browse/video.jsp?PID=1640183585&bcpid=1640183585&bclid=13319305001&bctid=11860996001>

Go to www.Scholastic.com/storia-corner to find PDF versions of the Stora teacher guides and links to purchase the related books.

candidate

campaign

slogan

platform

agenda

ballot

debate

poll

Name _____

Date _____

The Class Election from the Black Lagoon

Give an example from the text or illustrations for Hubie’s character traits.
Add the final trait yourself.

Hubie’s Character Traits	Evidence in Text or Illustrations
a big imagination	
a funny sense of humor	
worries about things	
