

BOOK STATS

Grade Level Equivalent: Pre-K-1 Ages: 4+

Lexile Measure: 410L

Pages: 32

Genre: Picture Book

Subject/Theme: Good Deeds, Helping Others, Community Heroes

Common Core Standards	Reading	Writing	Listening & Speaking	Language
Grade K	RL.K.1, RL.K.3, RL.K.4, RL.K.7, RL.K.10	W.K.3, W.K.7	SL.K.1, SL.K.2, SL.K.4, SL.K.5	L.K.4, L.K.5
Grade 1	RL.1.1, RL.1.2, RL.1.3, RL.1.7	W.1.3, W.1.7	SL.1.1, SL.1.2, SL.1.4, SL.1.5	L.1.4, L.1.5

OVERVIEW

Book Summary

Clifford has a big heart, but when he tries to help Emily Elizabeth and Tim do good deeds, things keep going wrong. First, they help a man rake leaves and load them into a truck, but the leaves make Clifford sneeze. Then the leaves—and the good deed—are blown away.

Nothing seems to go right for Clifford until he passes a building on fire. It takes a big red dog to save the day! Clifford rescues two little kids and puts out the fire. At the end of the book, the town's mayor rewards the big red dog with a big gold hero medal.

This classic Clifford book is part of Scholastic's "Be Big" initiative, which invites everyone—big and small—to take action to make the world a better place.

Teaching the Book

Clifford's Good Deeds teaches young readers a light-hearted lesson about the value of helping others. The book provides an opportunity to teach students to connect illustrations and text, to identify cause and effect, and to explore vocabulary related to helping others. Activities will engage students in creative storytelling, community service ideas, and a personal hero project.

Theme Focus: Helping Others

Comprehension Focus: Cause & Effect

Language Focus: Helping Others Words

ABOUT THE AUTHOR

Norman Bridwell was always drawing while growing up. He knew he wanted to be an illustrator some day, but he never dreamed he would create a famous children's book character—Clifford the Big Red Dog. When an editor suggested that Bridwell write a story about one of his illustrations, he created Clifford and Emily Elizabeth, who was named after his young daughter. The rest is history. Scholastic published Bridwell's first Clifford book—and many more. Today, there are over 44 million copies of Bridwell's books in print.

Bridwell describes Clifford as an "all-around dog" that anyone would want as a pet. "He's red and he's warm," Bridwell says, summing up Clifford. "He always tries to do the right thing," Bridwell adds, "but he does make mistakes." Perhaps that's why everyone loves Clifford so much. Norman Bridwell now resides on Martha's Vineyard with his family, where he enjoys beachcombing, photography, and, of course, creating new tales and drawings for his fans the world over. Read more about Norman Bridwell at <http://www.scholastic.com/teachers/contributor/norman-bridwell-0>

Get Ready to Read

Pre-Reading Activities

Clifford's Big Ideas Show students the following animated clip from "Clifford's Big Ideas," Scholastic's program for teaching social values. The clip features Clifford modeling good behavior by helping his friend: http://www.scholastic.com/cliffordbebig/big_ideas/big-ideas-slide-10.htm#.

Ask children to discuss how Clifford helps his friend. Does Clifford think about whether he should help? Does he ask for a favor in return? How do you think Clifford feels about being a helping friend? Wrap up the discussion by asking the children how they might help a friend in a similar way.

Preview and Predict Preview the first three pages of the book with students. Read the text on the third page as students study the illustration of Clifford carrying Emily Elizabeth and Tim off to do good deeds. Then ask the children to predict the sort of things Clifford might do to help people in the neighborhood.

Vocabulary

Helping Others Words Introduce students to these words about helping others. Ask them to watch for the vocabulary words as they read and use clues in the words around them to figure out their meanings. Use **Resource #1: Vocabulary Cards** on page 8 and distribute copies to students.

deeds	help	safely
thank	medal	hero

?

BIG QUESTION

Critical Thinking Ask students to think about this question as they read. Write the question on chart paper or the whiteboard.

Why is it important to help others?



STORIA ENRICHMENTS

This Storia e-book has the following enrichments to enhance students' comprehension of the book.

- Picture Starter
- Touch the Page
- Multiple Choice with Pictures
- Starting Letter
- Multiple Choice with Text
- Word Match
- Scratch and See
- Sequencing

As You Read

Reading the Book

Read-Aloud Read the book aloud with fluency and expression. Have students follow along in their own books, looking carefully at each illustration as you read a page. Guide students to connect the pictures and text by asking them to listen carefully for words read aloud that might appear in the pictures.

Shared Reading Reread the book, and ask students to read their copies at the same time. Cue them to read aloud certain words and phrases that you omit from your reading. If students are able, encourage them to read the text aloud along with you.

Comprehension Focus

Cause and Effect Remind students that Clifford's attempts to help don't always work out. Sometimes, his big size causes problems. Explain that looking for what causes these problems and what the effects are helps to understand the story. Have students look at the illustrations on pages 5-6 as you model the cause and effect relationship.

Model: What goes wrong when Clifford helps rake leaves? In the picture, I see a big "AH-CHOO." That means that Clifford has just sneezed a Clifford-sized sneeze! The sneeze is the cause, and the effect is that all the leaves are blown out of the truck.

Use the cards on **Resource #2: Cause and Effect** to help students identify more examples of cause and effect relationships in the story. Pass out copies of the cards and ask students to cut them apart and mix

them up. Have students match a cause and an effect and then find the pages in the book that the cards describe. Then have partners tell what happened, explaining the cause and effect.

After You Read

Questions to Discuss

Lead students in a discussion of these focus story elements.

- 1. Theme** Why is it important that Clifford didn't give up helping people after things go wrong? (*Because he helps save the kids from the burning house.*)
- 2. Cause and Effect** How did Clifford's size help him put out the fire? (*He was able to use the water from the swimming pool to spray on the house.*)
- 3. Helping Others Words** Find the pictures of the medals on the last two pages. What other medals have you seen? Why are people given medals? (*People are given medals for doing a good job at something—from running races to doing good deeds.*)

WORDS TO KNOW

Helping Others Words

Read each of the following sentences that has a missing word. Ask students to hold up the vocabulary card that can finish each sentence and retell the story.

1. Clifford, Emily Elizabeth, and Tim want to help people by doing good _____. (*deeds*)
2. Tim thinks that he and Clifford can _____ a lot of people. (*help*)
3. Clifford helps two kids get out of a burning house _____. (*safely*)
4. Clifford puts out the fire and the firemen _____ him. (*thank*)
5. The mayor gives Clifford, Emily Elizabeth, and Tim each a _____. (*medal*)
6. Clifford's medal says that he is a _____. (*hero*)

Questions to Share

Encourage students to share their responses with a partner or small group.

- 1. Text to Self** If you could have Clifford help you do a good deed, what would it be?
- 2. Text to World** What good deeds do people do in your community?
- 3. Text to Text** What other stories have you read that are about people helping each other?

Extension Activities

Reading/Writing Connection

Add a Good Deed to Clifford's Story Pair students with a partner to write a scene to add to Clifford's "good deeds" story. Explain to students that they can add a scene to the first part of the book when things don't work out right for Clifford or they can create a scene where Clifford does a good deed that works out just right. Conference with partners to support them as they choose a good deed and decide

how it turns out. Rotate around the room to guide students as they write their extra scene for Clifford's story. Encourage them to share what they created with the group.

Don't forget the



BIG QUESTION

Critical Thinking Give each student a turn to answer the big question. Encourage students to give examples from the story or their own lives to support their answers.

Why is it important to help other people?



Content Area Connections

Science Too Much Air Talk with students about the story scene in which Clifford tries to help the man whose car has flat tires. What does Clifford do that turns out wrong? Discuss what happens if you put too much air inside a tire or even a balloon. All the air gets pressed together and eventually blows up whatever is holding it.

Social Studies Doing Good Deeds Talk with students about people in their community who help others. Ask for examples of people who help others as part of their job; for example, doctors, firefighters, police officers, crossing guards, etc. Then ask for examples of people who help others as volunteers; for example, little league coaches, Girl Scout or Boy Scout leaders, etc. Discuss how each person helps others.

Language Arts My Good Deed Ask students to share a story about when they did a good deed. Prompt them with the following questions: Who did you help? What good deed did you do? How did doing the good deed make you feel? Make a list of the good deeds and then ask students to add more ideas of good deeds they could do.

Arts Design A Hero Medal Ask students to think of someone they admire and design a hero medal to thank them for something special that they do. Have them look at the medal Clifford receives on the last page of the book for ideas. Then encourage them to come up with their own design for a hero medal that they would give to a hero of their own.

BIG ACTIVITY

Clifford Comes to Help Have students look at the illustration of Clifford, Emily Elizabeth, and Tim on page 4. Then ask them to imagine that Clifford is their dog for a day—and he will help them do whatever good deed they want. Pass out **Resource #2** and explain to students that they will be drawing an illustration of Clifford helping their school or community by doing a good deed. They should add themselves to the picture as well.

Post everyone's drawing in the room and have the group discuss how Clifford is helping out their school or community.

Name

Date

BIG ACTIVITY: Clifford Comes to Help

Clifford has come to help your school or community for a day. What good deed will you ask Clifford to do? Draw a picture of Clifford and yourself helping others.

Describe what Clifford will do:


Draw Clifford doing a good deed:



READ MORE AND LEARN MORE

Use these books and other resources to expand your students' study of the book or theme.

Author Connections



Clifford Goes to Dog School


Norman Bridwell

Ages: 4+ **Grades:** PK-1

Lexile Level: 200

Guided Reading Level: K

Emily Elizabeth is taking Clifford to dog school. When his teacher tells Clifford to sit, he sits on top of a passing stranger! Poor Clifford can't get anything right. But when Emily Elizabeth forgets to look both ways before crossing the street, Clifford comes to her rescue. **Available as a Storia e-book**



Clifford Visits the Hospital

Norman Bridwell

Ages: 4+ **Grades:** PK-1

Lexile Level: 250

Guided Reading Level: L

The sign says "No Dogs Allowed!" Despite the rules, Clifford the small red puppy visits the hospital, cheers up the patients, and gets into all kinds of mischief. This book is part of Clifford's Be Big campaign to make the world a better place. **Available as a Storia e-book**

Theme Connections



Scholastic Reader Level 1: Noodles: I Can Help!


Hans Wilhelm

Ages: 4-6 **Grades:** PK-1

Lexile Level: BR

Guided Reading Level: F

No matter how hard he tries, Noodles just can't do anything right! He knocks over blocks, and the garbage can, and flowerpots filled with dirt! But then he realizes that he must not quit—and that making mistakes is part of growing up. **Available as a Storia e-book**




Appleville Elementary #2: Fire Alarm!

Nancy Krulik

Ages: 6+ **Grades:** 1-3

Lexile Level: 340

Miss Popper's first grade class is taking a field trip to the firehouse. Carlos wants to play a trick, so he hides in the back of the fire truck. But then the alarm rings, and the firefighters are called to an emergency. Lucky for Carlos, it's a cat stuck in a tree. The firefighters are too heavy, so it's up to Carlos to save the day! **Available as a Storia e-book**



Alphabet Rescue


Audrey Wood

Ages: 3+ **Grades:** PreK-1

Lexile Level: AD680L

Guided Reading Level: J

When the lowercase letters visit Alphabet City, they have a variety of spelling adventures; cleaning m-u-d from a truck and helping a c-a-t out of a tree. But their biggest rescue occurs when the capital letters' fire engine spins out of control and the little letters help save the letter-making factory from destruction. **Available as a Storia e-book**



The Ant Bully

John Nickle

Ages: 4-6 **Grades:** PreK-1

Lexile Level: 580L

Guided Reading Level: K

Lucas's funny glasses and strange hat make him a perfect target for Sid, the neighborhood bully, and, since Lucas can't fight Sid, he tortures defenseless ants instead. But Lucas learns a lesson about bullying when he is pulled into the ant hole he has been tormenting. **Available as a Storia e-book**

Other Resources

Teaching Clifford's Big Ideas

For more information about the Clifford's Big Ideas program, see:

http://www.scholastic.com/cliffordbebig/big_ideas/

<http://pbskids.org/clifford/bebig/index.html>

Go to www.Scholastic.com/storia-corner to find PDF versions of the Storia teacher guides and links to purchase the related books.

deeds

help

safely

thank

medal

hero

Name _____

Date _____

Clifford's Good Deeds

Cut out the cards, mix them up, and then match each cause with its effect.

<p>Cause</p> <p>Clifford wagged his big tail.</p>	<p>Effect</p> <p>Paint spilled all over the house.</p>
<p>Cause</p> <p>Clifford's paw slipped when he bent down the limb.</p>	<p>Effect</p> <p>The kitten flew up into the air.</p>
<p>Cause</p> <p>Clifford helped throw the newspaper onto the doorstep.</p>	<p>Effect</p> <p>The newspaper broke windows in the house.</p>
<p>Cause</p> <p>Clifford sucked up all the water from the swimming pool.</p>	<p>Effect</p> <p>The water put out the fire.</p>