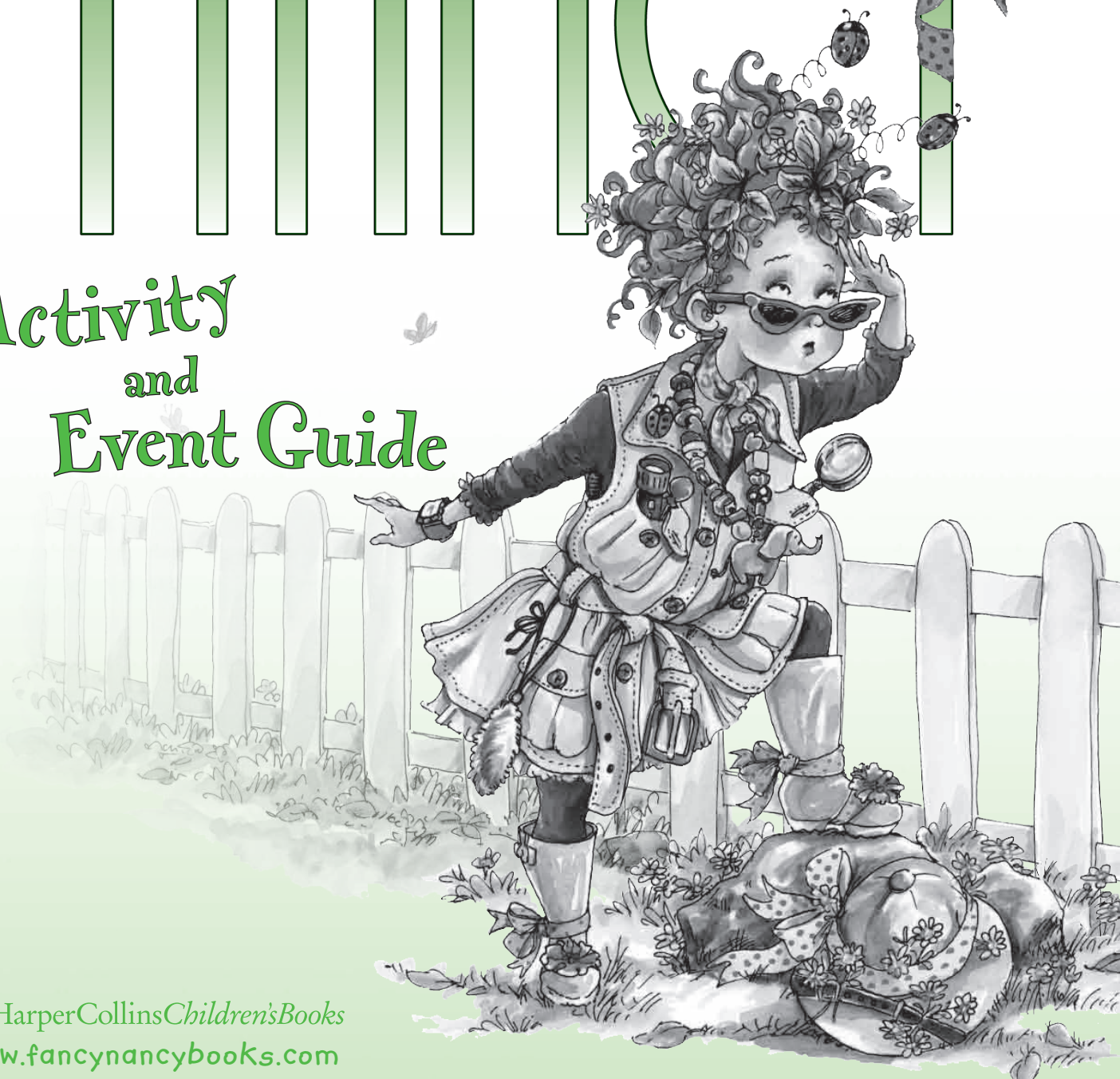


Explore the fancy
side of life with

Fancy

NANCY

Activity
and
Event Guide



Bonjour, Mes Amis!, (That is French for "Hello, Friends!")



Why should you limit fancying yourself up to only when there is a party, an outing, or some other type of special occasion? I believe every day should be a fancy day. That is why I am inviting you to explore the fancy side of life with all of the Fancy Nancys you know.

So let's kick-start fancifying your life by throwing a party to fancify your life Fancy Nancy style!

Merci and have fun,

Fancy Nancy and the HarperCollins Children's Books
Marketing Department

P.S. I have lots of new books starring moi for you to enjoy:

- Fancy Nancy: Explorer Extraordinaire!
- Fancy Nancy's Fashion Parade
- Fancy Nancy: Poison Ivy Expert
- Fancy Nancy: The Dazzling Book Report


Also...

Make sure to visit www.fancynancybooks.com
for additional games, activities, downloadables, instructions
on how to host your own fashion show, and more!





Before the Big Day Checklist



Attention, Event Coordinator:

- Fill out your invitations (on the next page), then photocopy them.
- Distribute the invitations to everyone—the more invitations you hand out, the more guests will attend!
- Read and become familiar with the activities in this booklet.
- Make copies of each activity for your expected guests.
- Gather markers, crayons, pencils, and tape for your guests to use at the event for the reproducible activity.
- Set up the Fancy Bingo game in the back of this booklet.
- Set up Fancy Nancy books, decorating tools, and reproducible activities.
- Decorate the party space à la Nancy, with bows, streamers, and anything sparkly.



Fancy Invitations!

You cannot help the world become a fancier place if you do not show people how! Use these invitations to let everyone know about your event. Simply fill in the details, photocopy, cut along the dotted lines, and distribute to as many people as you can.

YOU'RE INVITED to explore the fancy side of life with Fancy Nancy!

Place: _____

Date: _____

Time: _____

R.S.V.P.: _____

Please come dressed in your fanciest clothes to help celebrate the fancy world around us!



YOU'RE INVITED to explore the fancy side of life with Fancy Nancy!

Place: _____

Date: _____

Time: _____

R.S.V.P.: _____

Please come dressed in your fanciest clothes to help celebrate the fancy world around us!




Make Every Day a Fancy Day

Here are some fun and easy ways to turn a plain day into a fancy day. Think about when you will be able to do some of Nancy's favorite activities, and check each one off once you have tried it!

- Use French vocabulary words when you talk.
- Decorate your hair with bows and flowers.
- Drink water, milk, and juice with your pinkie up.
- Put a doily under your plate when you eat.
- Add a boa, tutu, or tiara to your outfit.
- Decorate things like picture frames, notebooks, T-shirts, and pillowcases with glitter, stickers, and paint to make them your own (be sure to get your parents' permission first!).
- Spray perfume on your handkerchief.
- Monogram your own stationery.


Remember these fancy techniques and use them whenever you can.



Beautiful Paper Bows

Adding a bow to your ensemble is an easy way to dress up a drab (that's a fancy word for plain) outfit. Use the outline below to make a bow of your own.

1. Decorate the bow with stickers and markers.
2. Ask an adult to help you cut out the decorated bow.
3. Use a bobby pin to fasten it to your hair or clothes.



Fancy Nancy Needs Your Help!

Help Nancy find her way from the vegetable garden to her front door in time for dinner!



Explore the Fabulous Outdoors


In *Fancy Nancy: Explorer Extraordinaire!*, Nancy and her best friend, Bree, have a notebook for writing field notes about leaves, insects, birds, flowers, and butterflies. Can you help Nancy label the pictures in her notebook?

Spider
Butterfly
Moth

Bird
Leaf
Flower




A. _____




B. _____



C. _____



D. _____



E. _____



F. _____

A: Spider, B: Moth, C: Bird, D: Flower, E: Leaf, F: Butterfly

Words Extraordinaire!

Help Nancy finish this crossword puzzle by filling in these fancy words in the numbered spaces below.

Across

- 1. Parasol
- 3. Accurate
- 7. Wardrobe
- 8. Plume
- 9. Canine

Down

- 1. Petite
- 2. Ooh la la
- 4. Observe
- 5. Fancy
- 6. Joyous



							1.					2.			
	3.														4.
	5.				6.										
7.											8.				
										9.					


Fancy Bingo!

Directions:

1. Photocopy the fancy pictures (below) and fancy bingo card (on the next page), and distribute one set of fancy pictures and one fancy bingo card to each player.
2. Have each player create their own fancy bingo card by cutting out the fancy pictures and taping their favorites in the ten blank boxes on their fancy bingo card.
3. After all of the fancy bingo cards have been created, randomly point to each image and say what it is aloud. If a player has the matching image on their card, tell them to circle it.
4. The first player to circle 5 pictures in a row will call out, "I am Fancy!" and sing the FANCY song (lyrics on the next page) to win.



Fancy Pictures



Fancy Bingo Card

F	A	N	C	Y



When you circle 5 pictures in a row, yell, "I am Fancy!"
and sing (to the tune of BINGO):

I know a girl who is so fancy
And Nancy is her name, oh

F-A-N-C-Y

F-A-N-C-Y

F-A-N-C-Y

And Nancy is her name, oh!

 HarperCollins Children's Books • www.fancynancybooks.com

Color Nancy Fabulous

Fancy Nancy's favorite activity is decorating.

In *Fancy Nancy: The Dazzling Book Report*, we find out that Nancy also loves to read.

Color in the picture of Nancy reading to combine her two favorite pastimes.

