



Amanda & Her Alligator!

words and pictures by Mo Willems

Hooray for more fun and surprises at www.GoMo.net!

BALZER+BRAY

An Imprint of HarperCollins Publishers

Art © 2011 by Mo Willems

HOORAY
FOR

Friendship!

Amanda and Alligator are best friends. Sometimes Amanda surprises her alligator with books. Sometimes Alligator surprises Amanda by eating them. Having a stuffed alligator for a best friend is always surprising!

Celebrate friendship with the Hooray for Friendship Event Kit, your official guide to hosting a HOORAY FOR AMANDA & HER ALLIGATOR! event for young readers. Having friends is one of the most fun parts of growing up, and you can use this kit to help kids appreciate their friends, build new friendships, and play and be silly with their friends. And maybe they'll find a few surprises along the way, too!


You'll need a few materials in addition to this kit when hosting your event:

- Crayons or markers
- Scissors (with grown-up supervision, please!)
- Tape
- Scarf or bandana blindfold

Hidden Surprises!

There are 9 magic wands on the following pages. Can the kids at your event find them all?


Hooray for friends! Hooray for fun!
And hooray for Amanda and Alligator!



Hooray for Mo Willems!

Mo Willems likes writing and drawing funny books such as the Caldecott Honor Books *Don't Let the Pigeon Drive the Bus!*, *Knuffle Bunny Free: A Cautionary Tale*, and *Knuffle Bunny Too: A Case of Mistaken Identity*. He also had fun creating favorites like the Elephant and Piggie series, which won two Geisel Medals, the *New York Times* bestselling Cat the Cat series, and *Knuffle Bunny Free: An Unexpected Diversion*, which debuted as a #1 *New York Times* bestseller. Before making books, Mo was a writer and animator on *Sesame Street*, where he won six Emmy Awards. Mo lives with his family in Massachusetts.

Art © 2011 by Mo Willems




I'm _____.

and my best friend

is _____!

Art © 2011 by Mo Willems




I'm _____.

and my best friend

is _____!

Art © 2011 by Mo Willems




I'm _____.

and my best friend

is _____!

Art © 2011 by Mo Willems




I'm _____.

and my best friend

is _____!

Art © 2011 by Mo Willems




I'm _____.

and my best friend

is _____!

Art © 2011 by Mo Willems




I'm _____.

and my best friend

is _____!

Art © 2011 by Mo Willems



I'm _____.

and my best friend

is _____!

Art © 2011 by Mo Willems




I'm _____.

and my best friend

is _____!

Art © 2011 by Mo Willems




I'm _____.

and my best friend

is _____!

Art © 2011 by Mo Willems




I'm _____.

and my best friend

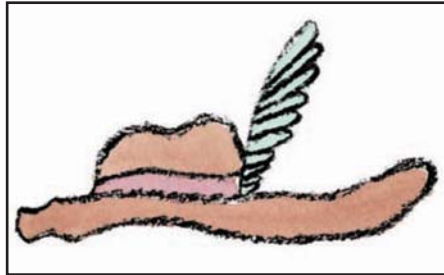
is _____!

Surprising Words


With a friend, name the following things from *Hooray for Amanda & Her Alligator!* by filling in the blanks to spell the words. Work together and only peek at the answer key after you've tried to puzzle out all nine items.




TR _ C _




H _ _



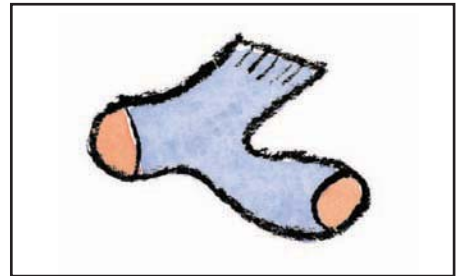
C _ O W _




D _ _ L



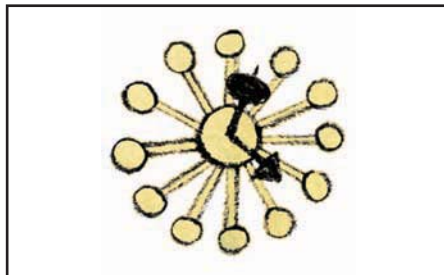
_ E N C _ _




_ _ C K



_ O O _



C L _ _ _




M _ _ _

Surprise Trivia

What animal is Amanda learning how to raise in one of the interesting books she reads?



Answer Key: Truck, Hat, Crown, Doll, Pencil, Sock, Book, Clock, Mask



www.GoMo.net


BALZER+BRAY

An Imprint of HarperCollinsPublishers

Old Thinking Cap



Surprising friends sometimes requires your Old Thinking Cap—just ask Alligator! Create your own thinking cap with these easy steps:

1. Color in Alligator's thinking cap on the following page
2. With a grown-up's help, cut out the thinking cap along the dashed lines
3. Cut out the two strips on either side of this page along the dashed lines
4. Tape the strips to the thinking cap by matching together **1** with **1** and **2** with **2**
5. Hold the hat against the crown of your head and have a grown-up help you adjust the size by overlapping and taping together the strips at **3** and **3**
6. Start thinking of ways to surprise your friends!




Old Thinking Cap

Follow the instructions on page 5 to create your own extra-special thinking cap. Then think up ways to surprise your friends!



Friendship Treasures

Having lots of friends is fun! If you had a treasure chest to fill with all the things you treasure and enjoy about your friends, what would you put in it? Draw pictures or write words describing those things in the bubbles surrounding Amanda and Alligator's treasure chest of toys.



Surprise Friend!

Which special Mo Willems friend has sneaked out of his own books and onto this page?



Surprise Friend Answer: Knuffle Bunny

Art © 2011 by Mo Willems

www.GoMo.net

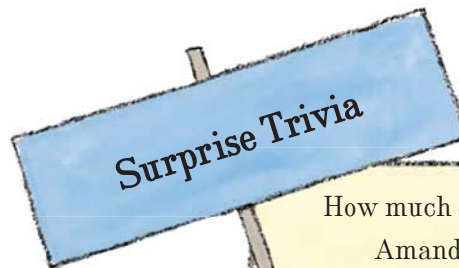


BALZER+BRAY

An Imprint of HarperCollinsPublishers

Pin the Tail on Alligator



Alligator is never without his tail . . . until now. Uh-oh—he needs your help! With a grown-up's help, cut out Alligator's tail at the bottom of the page and loop a piece of tape to its underside. Tape the rest of this sheet to a wall. Play with your friends as you take turns blind-folding one another and trying to reunite Alligator with his tail at the spot marked with an X.



How much did Alligator cost when Amanda bought him from the sale bucket?



Surprise Trivia Answer: 7 cents


www.GoMo.net

BALZER+BRAY

An Imprint of HarperCollinsPublishers

Best Friend Dress-up

Alligator and Panda like making discoveries,
singing silly songs, and . . . dressing up!



What will Alligator and Panda wear when playing dress-up
with you? With a friend, draw the silliest costumes you can
think of on Alligator and Panda below.



Surprise Song!

Surprise a friend by singing him or
her a song—the sillier the better!



www.GoMo.net

BALZER+BRAY

An Imprint of HarperCollinsPublishers