



**Lesson Plan Summary**  
**Magic Tree House #20: Dingoes at Dinner Time**  
**Tracking the Facts Down Under**

**DURING THIS BOOK STUDY, EACH STUDENT WILL:**

- Understand why Australia is considered the land “down under” by locating the continent on a world map and drawing in the equator.
- Recall facts about Australia using the knowledge gained from text.
- Determine the validity of statements about Australia.
- Create true and false statements about the text for classmates to evaluate.
- Complete an activity requiring application of knowledge learned from text.
- Share knowledge/present facts about Australia in large group setting.

**COMMON CORE STANDARDS ADDRESSED:**

**Reading:**

- Comprehension of Fiction
- Build vocabulary
- Make connections between the text and a visual or oral presentation
- Foundational Skills

**Speaking and Listening:**

- Presentation of Knowledge and Ideas
- Demonstrate appropriate audience behavior

**Science:**

- Animal adaptations
- Food relationships
- Survival in Environment

**Geography:**

- Use maps to gather information

20-1S112

Created by: Paula Henson, 2007 Magic Tree House Teacher of the Year Knoxville, Tennessee

Copyright © 2012, Mary Pope Osborne, Classroom Adventures Program, all rights reserved.



## Lesson Plan

### Magic Tree House #20: Dingoes at Dinner Time

#### Tracking the Facts Down Under

Australia is considered the land “down under” because it is completely in the southern hemisphere and completely under the equator. Locate the continent of Australia on the world map and draw in the equator using a ruler.



After reading Dingoes at Dinnertime and allowing your students to locate Australia on the world map, engage them in a comprehension activity. Students will gain a wealth of knowledge about the animals, plants, people, land, and climate of Australia from the text. They will also learn that many marsupials live in Australia, including the kangaroo. Your students will enjoy classifying true/false statements about the facts found in the book into the pouch of the appropriate mother kangaroo on the activity sheets provided.


Created by: Paula Henson, 2007 Magic Tree House Teacher of the Year Knoxville, Tennessee


20-1LP112

Copyright © 2012, Mary Pope Osborne, Classroom Adventures Program, all rights reserved.

You may choose to use these materials with your class in one of the following ways:




- 1) Copy both mother kangaroo activity sheets (one with the word “true” on her pouch and the other with the word “false”) onto brown construction or copy paper. You may also copy the kangaroos on white copy paper and have the students color them. Make one copy of the true/false cards on regular white copy paper for each student. Instruct students to cut out the kangaroos and cut across the pouch line on both. Show them how to snip and cut without cutting to the edge of the kangaroo. Next, the student should put glue around the outside edge of the back of the kangaroos and glue both on a separate piece of paper leaving the middle free of glue. This will leave the “pocket” with an open space that will be needed for the true/false cards. Next, ask the students to cut out the true/false cards circle the word true or false on the card to indicate whether the statement on each card is a true fact or a false statement and place them in the pouch of the appropriate kangaroo. They may refer to the book, Dingoes at Dinnertime if necessary to determine whether or not the statement is true.
- 2) You may choose for this activity to be a whole group lesson. In this case, prepare the two mother kangaroos by copying them onto brown construction paper, cutting them out and gluing them on a poster board leaving the middle free of glue so that the cards can be inserted into the pockets. Give each child a copy of the blank true/false cards. Children should make their own cards by writing some statements from the book that are true and some that are false on the blank cards and cut them out. Next, collect all cards and put them in a basket. After mixing them up, allow each student to choose cards from the basket (time limits may determine the number of cards each child is allowed to choose). Allow students to read the cards to the class and put them in the appropriate “pouch”. If they are unsure of the validity of the statement, they may collaborate with classmates.






# Blank True/False Cards

Write three true statements and three false statements from the book Dingoes at Dinnertime. Cut the cards out. Your classmates will place them in the appropriate mother kangaroo's pouch.




## True/False Cards

Circle the word true or false on each card. Cut the cards out and place them in the appropriate kangaroo's pouch.




A drought is a long period of time without rain.

True                  False




The biggest enemy of the kangaroo is the dingo.

True                  False




Emus are birds that can fly long distances to find food.

True                  False




A mother kangaroo always carries her joey in her pouch even when being chased by dingoes.

True                  False




Koalas are a type of bear that lives in Australia.

True                  False




Wildfires are a threat to koalas because they cannot move very fast.

True                  False



Koalas eat mostly the leaves of gum trees.

True                  False



Animals that carry their babies in their pouch are called mammals.

True                  False