



25th Anniversary



Hershel and the Hanukkah Goblins

Matchup



From *Hershel and the Hanukkah Goblins*

Fill in the blanks with the correct words from the list.

pickles

king of the goblins

gold

latkes

nine

Ostropol

shammes

goblins

1. Where is Hershel from? _____
2. What tasty potato treat did Hershel expect to find in the village? _____
3. Who haunts the old synagogue at the top of the hill? _____
4. What is the candle that lights all others on the menorah called? _____
5. How many candles are in Hershel's menorah? _____
6. What did Hershel and the fiery, red-faced goblin play dreidel with? _____
7. What was the greedy goblin grabbing when his fist got stuck in the jar? _____
8. Who became the most furious at being tricked by Hershel? _____



From *Hershel and the Hanukkah Goblins*

Answers: 1. Ostropol, 2. latkes, 3. goblins, 4. shammes, 5. nine, 6. gold, 7. pickles, 8. king of the goblins

Celebrate Hanukkah with *Hershel and the Hanukkah Goblins* by Eric A. Kimmel, illustrated by Trina Schart Hyman.


www.HolidayHouse.com



25th Anniversary



HC: 978-0-8234-3164-9 • PB: 978-0-8234-3194-6

 E-book available

Hershel and the Hanukkah Goblins

Word Search



From *Hershel and the Hanukkah Goblins*

Find and circle these words in the puzzle below! They can be forward, across, down, or diagonal.

dreidel
latkes

Hanukkah
Hershel


menorah
goblins

candles
shammes



From *Hershel and the Hanukkah Goblins*

S	L	G	F	C	N	C	H	Z	S
A	H	A	O	P	V	A	O	S	R
N	C	A	T	B	K	R	X	H	A
G	E	M	M	K	L	S	N	Q	N
T	N	E	U	M	E	I	P	J	G
C	A	N	D	L	E	S	N	C	T
C	A	O	R	F	Q	S	M	S	M
H	D	R	E	I	D	E	L	H	B
T	G	A	I	D	R	J	P	U	G
Y	A	H	H	E	R	S	H	E	L



From *Hershel and the Hanukkah Goblins*

Celebrate Hanukkah with *Hershel and the Hanukkah Goblins* by **Eric A. Kimmel**, illustrated by **Trina Schart Hyman**.

www.HolidayHouse.com



25th Anniversary

Hershel and the Hanukkah Goblins

My Menorah Coloring sheet



From *Hershel and the Hanukkah Goblins*



HC: 978-0-8234-3164-9 • PB: 978-0-8234-3194-6

 E-book available

More Hanukkah fun!

Make your own menorah. You'll need heavy cardboard or a piece of wood covered with foil, modeling clay, glue, and candles. To make the candleholder, glue nine balls of modeling clay in your favorite colors (one for each of the eight nights plus the *shammes* candle) onto the cardboard or wood. Be sure to flatten the bottom of each ball and make an indent in the clay with a Hanukkah candle before your clay hardens.

Light the candles. On the first night, place one candle on the right and set the *shammes* in another spot. **Recite the blessings** and then light the candle using the *shammes*. On the second night, place two candles on the right and set the *shammes* in another spot. After saying the blessings, light the candles from left to right, using the *shammes*. Repeat this for each night, placing additional candles in the holder and lighting the candles from left to right.

Sing Hanukkah songs to add to the festivities.

www.HolidayHouse.com



25th Anniversary



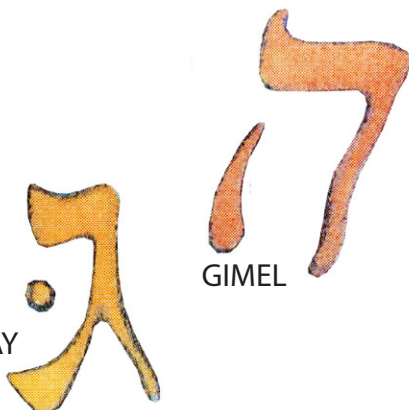
 E-book available

Hershel and the Hanukkah Goblins

Oreidel, Oreidel,
Oreidel




SHIN



GIMEL

HAY



NUN

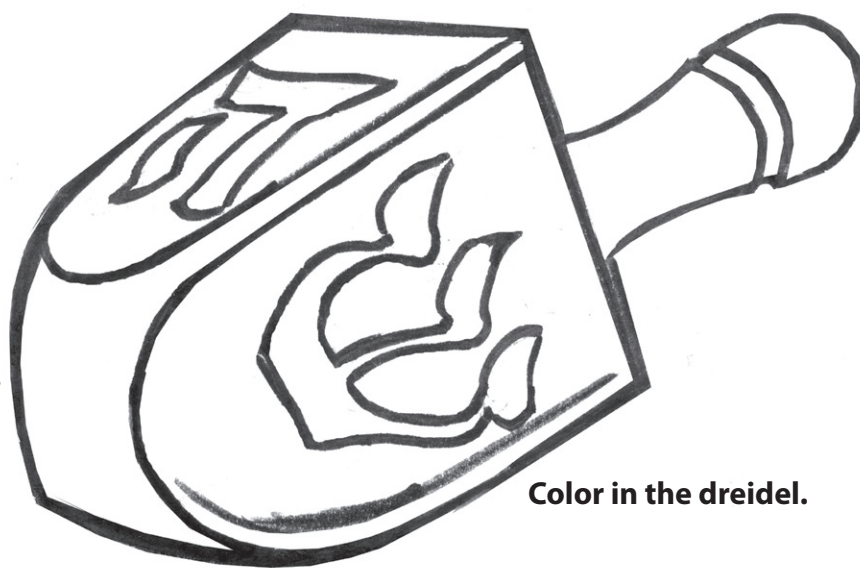
From Hershel and the Hanukkah Goblins

About the Dreidel

The dreidel (pronounced DRAY-DL) is a square-shaped top. It has one of the Hebrew letters "nun," "gimel," "hay," and "shin" on each of its four sides. The letters stand for the words "Nes Gadol Haya Sham"—"A Great Miracle Happened There."

How to Play

The dreidel game is played with nuts, raisins, or pennies. Everyone puts "a piece" in the center of the table or floor, then one player spins the dreidel. If "nun" comes up, the spinner gets nothing; "gimel," the spinner takes the pot; "hay," the spinner takes half; "shin," the spinner adds a nut to the center. These are the usual rules. When Hershel plays with the goblin, he's making up his own.



Color in the dreidel.

More Hanukkah fun!

Sing the Dreidel Song

I have a little dreidel
I made it out of clay
And when it's dry and ready
Then dreidel I shall play

Enjoy Hanukkah Treats

It's traditional to eat foods fried in oil to celebrate the burning of the oil for eight days, so enjoy latkes or doughnuts. And gelt (chocolate coins wrapped in silver or gold foil) is always festive, and delicious, too! (You can also play the game using Hanukkah gelt for the pieces.)