

MIXED

A Colorful Story

Activity Kit

In the beginning, there
were three colors . . .



Reds,



Yellows,



and Blues.


Discover the world of **MIXED** with these
downloadable activities, based on this inspiring book about color,
tolerance, and embracing differences.

Which Way to Redville?


One of the Reds is lost! Can you help him find his way home to Redville?



Start



Finish



MIXED A Colorful Story by Arree Chung • Ages 4-8

Henry Holt | An imprint of Macmillan Children's Publishing Group

Name That Color!

Once the colors start mixing, the possibilities are endless!
Can you name all of the colors below? Get creative!




















 **MIXED** A Colorful Story by Arree Chung • Ages 4-8 


 Henry Holt | An imprint of Macmillan Children's Publishing Group

DRAW

mixed characters

Step 1:

Draw a circle for the body.




Step 2:

Draw a line and a circle for the legs and feet.



Step 3:

Draw lines for the arms and the fingers. Use a circle for the finger tips!



Step 4:

Draw the eyes and nose using circles and dots.




Step 5:


Draw the mouth and eyebrows.



add hats




and glasses!



**good
idea**

Use different sizes
of circles for the
various characters

**Create a diversity of
shapes and colors**



MIXED A Colorful Story by Arree Chung • Ages 4-8

Henry Holt | An imprint of Macmillan Children's Publishing Group


DRAW

a car with a driver

Step 1:



Step 2:




Step 3:




Step 4:




Step 5:



Step 6:




Step 7:



Step 8:



Step 9:




Step 10:




Draw a building


Step 1:




Step 2:




Step 3:



Step 4:



Step 5:



good
idea

Use a variety of
rectangles for the
shapes of your
buildings. Have fun!