



There's always room under
THE BIG UMBRELLA



Amy June Bates
Cowritten with Juniper Bates

Reproducible Activities For a Rainy Day

There's room for EVERYONE under The Big Umbrella!
Draw you and your friends under the umbrella.



THE BIG UMBRELLA
By Amy June Bates
Covritten with Juniper Bates







It's a Rainy Day!
Find the words listed in the word search.

Rain Umbrella Boots Water Storm
Cloud Puddle Coat Shelter Sun

I A L N O C B R E S
O Z R B W K D T L T
A L L E R B M U D O
R R W U T X Z U D R
N B V A N L O D U M
T A O C T L E R P K
E J W U C E A H O W
B O O T S I R N S M
W C M O N I X Q U J
X F W L S X P E C S


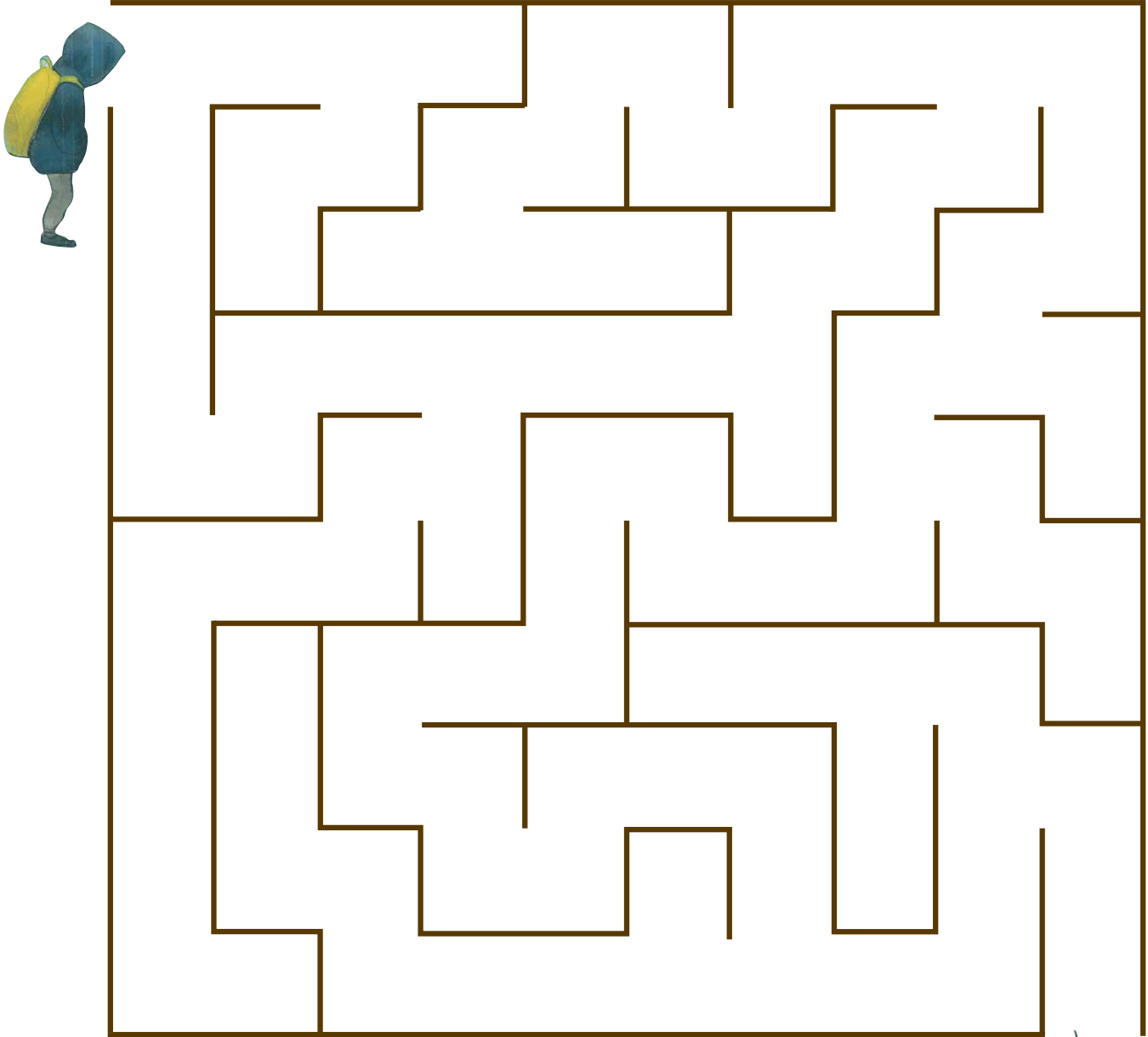


THE BIG UMBRELLA
By Amy June Bates
Covritten with Juniper Bates



ANSWER:

Don't leave home without your umbrella!
Find your way through the maze to get back to The Big Umbrella.

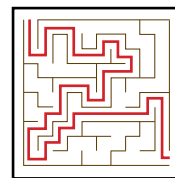


THE BIG UMBRELLA
By Amy June Bates
Cowritten with Juniper Bates

Copyright © 2018 by Amy June Bates
Reproducible Activity

PAULA WISEMAN BOOKS
Simon & Schuster Children's Publishing


SIMON & SCHUSTER
Children's Publishing



ANSWER:

SimonandSchuster.com/KIDS
f @SimonKIDS

No matter what size, shape, or color, everyone is welcome under The Big Umbrella!
Color in all the people you see.



THE BIG UMBRELLA

By Amy June Bates

Cowritten with Juniper Bates


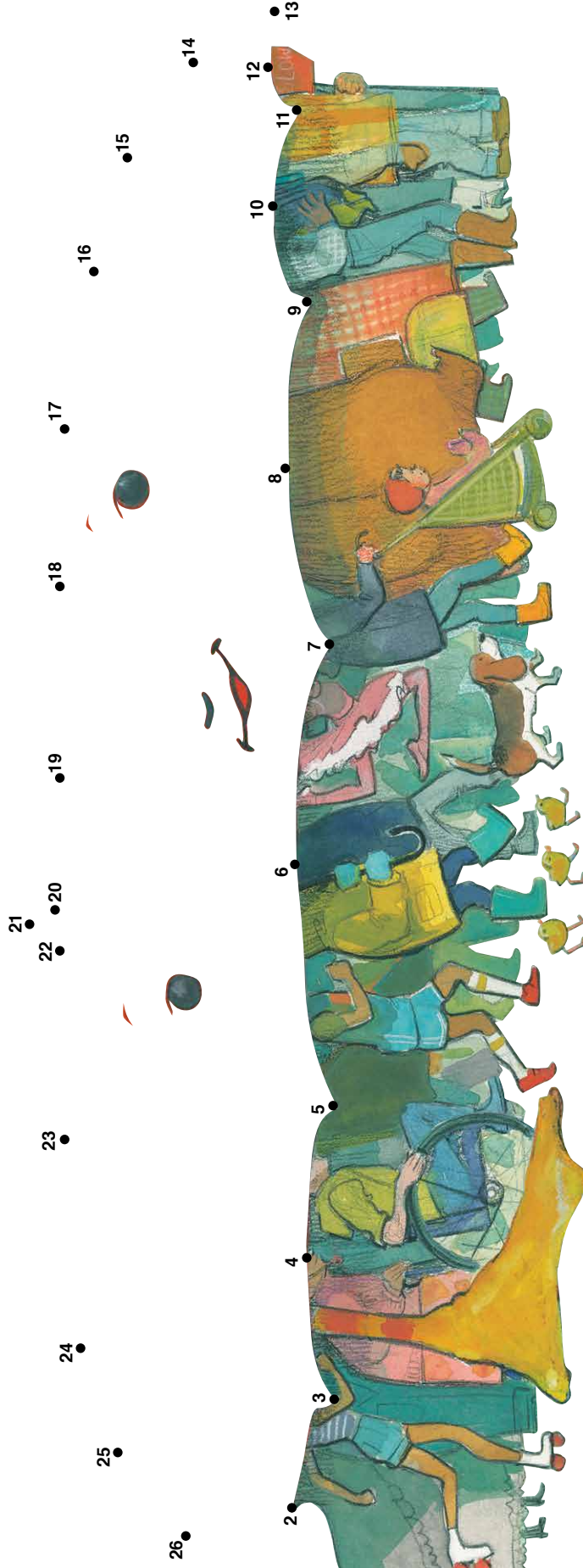
Copyright © 2018 by Amy June Bates
Reproducible Activity

PAULA WISEMAN BOOKS
Simon & Schuster Children's Publishing

SIMON & SCHUSTER
Children's Publishing

SimonandSchuster.com/KIDS
f @SimonKIDS

Connect the Dots!
 Make sure everyone stays dry under The Big Umbrella
 by connecting the dots.




THE BIG UMBRELLA
 By Amy June Bates
 Cowritten with Juniper Bates

Make Your Own BIG UMBRELLA!

Show the students in your classroom or the readers at your library that there's room for EVERYONE under The Big Umbrella!



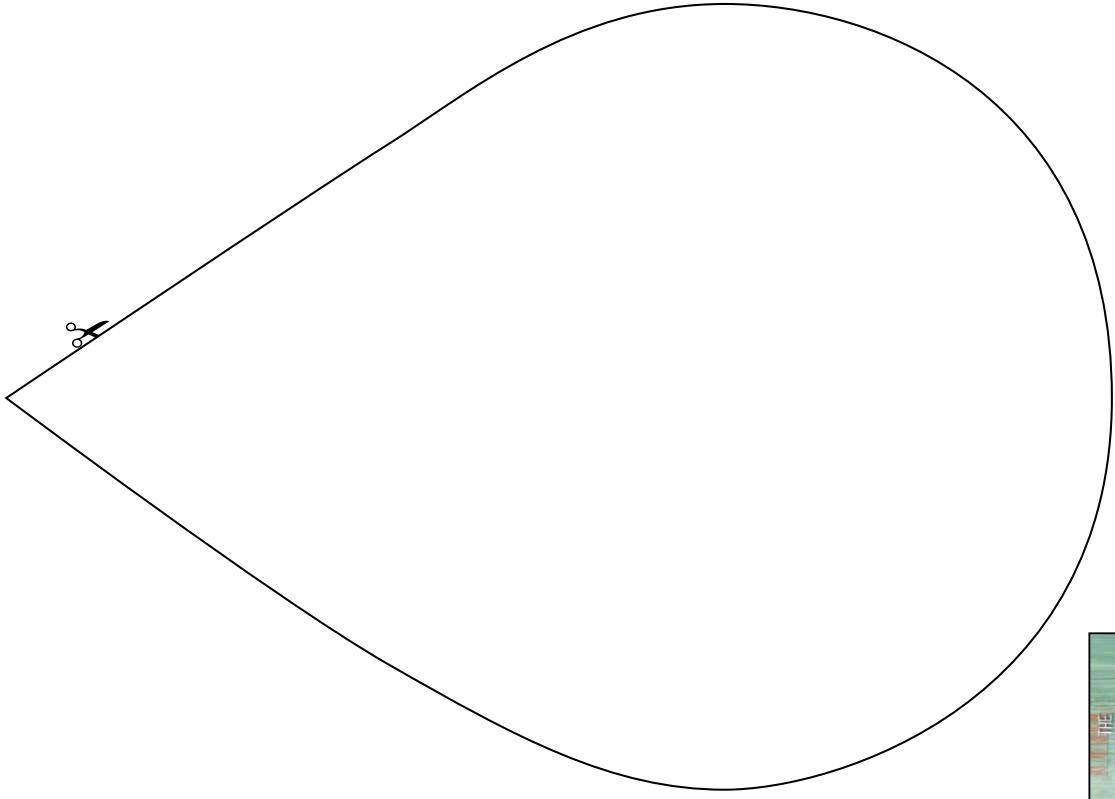
How to use:

1. On a wall or bulletin board, create a large red umbrella out of construction paper.
2. Draw a large happy face on the umbrella.
3. Cut rain drops out of blue construction paper using the guide on the next page.
4. Copy the rain boot provided on the next page onto colorful paper.
5. Give each student one rain boot and one or more rain drops.
6. On the rain boot, have each student write his or her name, or draw their picture.
7. On the rain drop, have each student write one thing they are afraid of (such as the dark, bees, or thunder and lightning).
8. Place each rain drop above and around the umbrella.
9. Place each rain boot under the umbrella.
10. Above the umbrella and rain drops write:
**Everyone is safe, happy, and together
under The Big Umbrella!**



THE BIG UMBRELLA
By Amy June Bates
Covritten with Juniper Bates

Use the Rain drop and boot guide to create your own Big Umbrella!



THE BIG UMBRELLA
By Amy June Bates
Covritten with Juniper Bates

Copyright © 2018 by Amy June Bates
Reproducible Activity

PALLA WISEMAN BOOKS
Simon & Schuster Children's Publishing



SimonandSchuster.com/KIDS
f @SimonKIDS