

# ACTIVITY KIT



## SCHOOL IS NOT THE ONLY PLACE TO FIND A TEACHER.

National Book Award finalist and noted naturalist Sy Montgomery has had many teachers in her life: some with two legs, others with four, or even eight! The animals Sy has met on her many world travels have taught her how to seek understanding in surprising ways—from being patient to finding forgiveness and respecting others. Gorillas, dogs, octopuses, and many other creatures have shown Sy that there are no limits to the empathy and joy we can find in each other if only we take the time to connect.

This friendly guide, with beautiful artwork by Rebecca Green, is for readers young and old who wish to become good creatures in the world.

# HOW TO BE A GOOD CREATURE IN THE WORLD

Find Good Teachers

Discover Your Passions

Respect Others

Don't Be Afraid

Wait Patiently

Make Your Own Family

See for Yourself

Love Little Lives

Learn Forgiveness

Find Common Ground

Trust Tomorrow



How might you follow these guidelines to becoming a good creature?

**Respect  
Others**


**See for  
Yourself**



**Love Little  
Lives**

**Find Common  
Ground**





What can you learn from birds? Make a bird feeder and find out! You won't spot a cassowary, but if you **wait patiently** you just might see and observe smaller feathered friends—and maybe a hungry mammal or two!

### Supplies needed:

Foil pie plate

Scissors

Yarn or string

Ruler or tape measure

Hole punch

Bird seed

### Instructions:

With an adult's help, use a hole punch to create three holes equidistant on the rim of a foil pie plate. Tie a 24-inch length of yarn or string through each hole and join the strings above the pie plate. Secure the strings to a tree branch, making sure the plate is level. Fill the plate with bird seed.

Sit quietly and wait patiently for birds to discover your tasty snacks. Do squirrels visit your feeder as well? **Learn forgiveness** if they spill your seeds. Remember, they are teachers, too!




Keep track of your observations and lessons learned from your animal teachers in a special *Becoming a Good Creature* mini notebook.

2



4



1



3



Cut out the rectangles and stack the pages in order with the cover on top. Staple along the center line to bind the pages together. Fold along the staple line to create your mini notebook.



# How many animal teachers can you find and count?





# Make a mobile of good teachers to hang in your room!

## Supplies needed:

An embroidery hoop, a foil pie plate, or two long sticks for your mobile base

Yarn or string

Hole punch

Scissors


Glue stick or tape

This page plus the following page,  
printed on card stock





## Instructions:



If you choose two long sticks for your mobile base, criss-cross them in the middle and ask an adult to help you bind them together with yarn or string. If you choose the pie plate, use a hole punch to create seven holes equidistant around the rim.

Cut out two of each image along the dotted lines and match them in sets—two

hyenas, two spiders, etc. Glue or tape your pairs of teachers together with the blank sides facing inward. You should have seven two-sided shapes when finished.

Punch a hole where indicated through both sides of your shapes. Cut varying lengths of string and tie one end of a string through each hole. Tie the other end of each string along your mobile base. Arrange your teachers at different lengths along your base.

To create a hanger for your mobile, cut three or four equal lengths of yarn or string. Attach each equidistant around the hoop or pie plate, or on the four arms of your stick base. Pull the other ends together and tie, keeping your base level.

