

Bethan Woollvin

ACTIVITY KIT




PEACHTREE

1700 Chattahoochee Avenue • Atlanta, GA, 30318 • 800-241-0113
www.peachtree-online.com

From *Bethan Woollvin*

Fractured Fairytales



HC: 978-1-56145-917-9
PB: 978-1-68263-217-8



HC: 978-1-68263-003-7
PB: 978-1-68263-279-6
(PB Coming April 2021)



HC: 978-1-68263-073-0

An Original Fairytale



HC: 978-1-68263-182-9

Once, there lived a little girl called Bo. Bo wanted to be just like her brothers and capture a fearsome monster. Bo is small, too small to catch a monster—or so her brothers say. But Bo isn't one to take no for an answer, so she sets off on a quest to catch a monster of her own. Can she defeat the furious griffin, conquer the hideous kraken, and triumph over the monstrous dragon? Or has Bo got the wrong idea who the real monsters are?

ABOUT BETHAN WOOLLVIN

Bethan Woollvin is a graduate of the Cambridge School of Art, where she won the prestigious Macmillan Children's Book Competition with her version of "Little Red Riding Hood." She is the author and illustrator of several award-winning picture books, including *Little Red*, which was named a *New York Times* Best Illustrated Children's Book. She lives in England. Visit her website at www.bethanwoollvin.com.



Make your own Little Red mask!



PEACHTREE

www.peachtree-online.com

- Glue your mask onto cardstock.
- Cut along the dotted line—don't forget to ask an adult for help.
- Cut out the eyes (so you can see!)
- Tape a pencil or popsicle stick to the back of the mask.
- Now hold your mask up and get ready to defeat the Big Bad Wolf!

Artwork ©2016 by Bethan Woollvin from *Little Red*

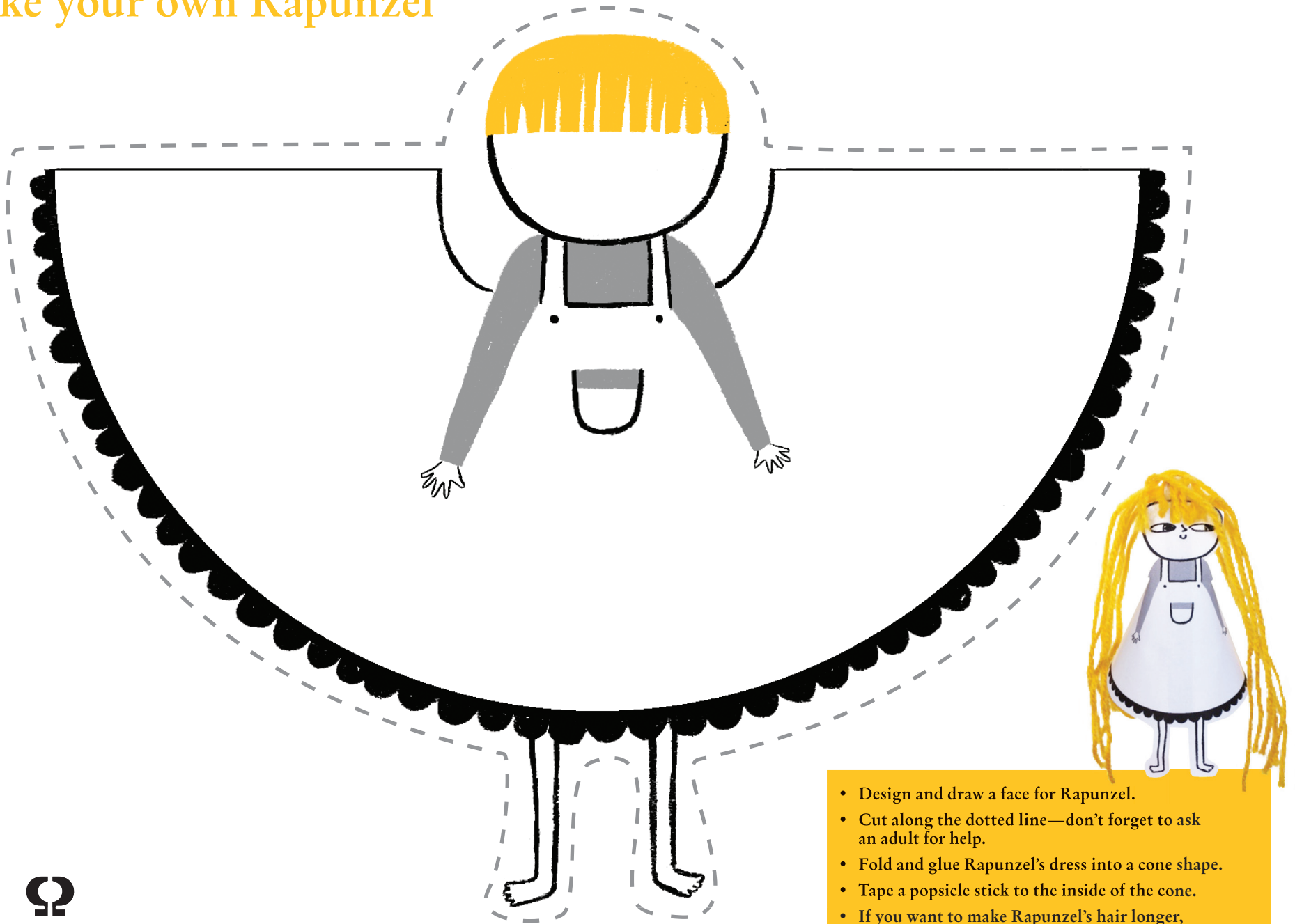


Make your own Wolf mask!




- Glue your mask onto cardstock.
- Cut along the dotted line—don't forget to ask an adult for help.
- Cut out the eyes (so you can see!)
- Tape a pencil or popsicle stick to the back of the mask.
- Now hold your mask up and get ready to scare (some) people!

Make your own Rapunzel




- Design and draw a face for Rapunzel.
- Cut along the dotted line—don't forget to ask an adult for help.
- Fold and glue Rapunzel's dress into a cone shape.
- Tape a popsicle stick to the inside of the cone.
- If you want to make Rapunzel's hair longer, add some yellow yarn.
- Now you can use your character to help tell the story!

Make your own Witch from Rapunzel




- Design and draw a face for the Witch.
- Cut along the dotted line—don't forget to ask an adult for help.
- Fold and glue the Witch into a cone shape.
- Tape a popsicle stick to the inside of the cone.
- Now you can use your character to help tell the story!

Make your own Gretel



- Design and color in Gretel's coat.
- Cut along the dotted line—don't forget to ask an adult for help.
- Fold and glue or tape Gretel into a cone shape.
- Now you can use your character to help tell the story!

Make your own Hansel



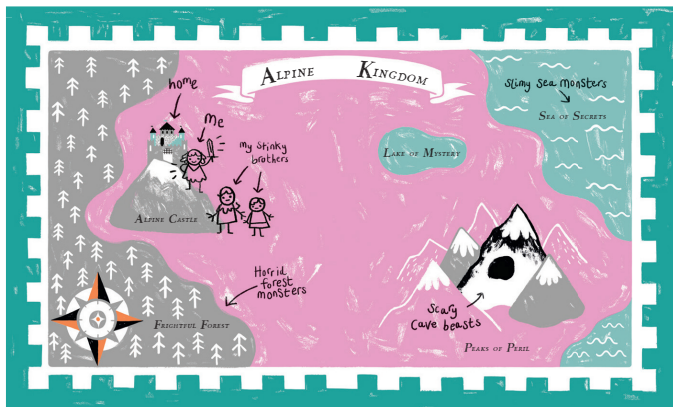
- Design and color in Hansel's coat.
- Cut along the dotted line—don't forget to ask an adult for help.
- Fold and glue or tape Hansel into a cone shape.
- Now you can use your character to help tell the story!

BO THE BRAVE

Bethan Woollvin

Draw a Map

Bo has drawn a map of where she lives. Why not draw a map based on where you live or an imaginary place?



PEACHTREE

www.peachtree-online.com

Artwork ©2020 by Bethan Woollvin from *Bo the Brave*

BO THE BRAVE

Bethan Woollvin

Maze

Can you help Bo find Smoky,
the baby dragon?



START



END



PEACHTREE

www.peachtree-online.com

BO THE BRAVE

Bethan Woollvin

Name Match

Bo comes across many different monsters on her quest. Can you match the monster pictures to their names?



Griffin

Kraken

Dragon

Yeti



PEACHTREE

www.peachtree-online.com