

ACTIVITY KIT



PRINCESS UNLIMITED

Jacob Sager Weinstein

ILLUSTRATED BY

Raissa Figueroa



Once upon a time . . .

The kingdom is under attack from a dragon, and the king and queen have emptied the royal coffers to buy sparkly things for the princess. But Princess Susan doesn't want sparkly things! She wants to save the kingdom! So, with the help of an outspoken scullery maid and a loyal canine companion, she rolls up her sleeves and gets to work. As formidable as the dragon is, Princess Susan's most daunting challenge may be convincing her parents to pay attention to what she wants and to actually listen to her. Fortunately, the resourceful and entrepreneurial princess has a perfect plan to ensure that everyone—even the dragon—lives happily ever after.

CLARION BOOKS

YOU'RE HIRED!

Welcome to Princess Unlimited! Make up a job and a title for yourself and create your own business card.





NAME

TITLE

PRINCESS UNLIMITED



CONNECT AND COLOR

The king and queen spend all the royal gold on sparkles and frills so their daughter will look fancy (which is the last thing Princess Susan wants!) and now the knights are fighting the dragon with hedgehogs and drinking straws! Princess Susan comes up with a plan to raise money to buy things to help her kingdom. Connect the dots and color these important tools!

● 6

5 ●

7 ●

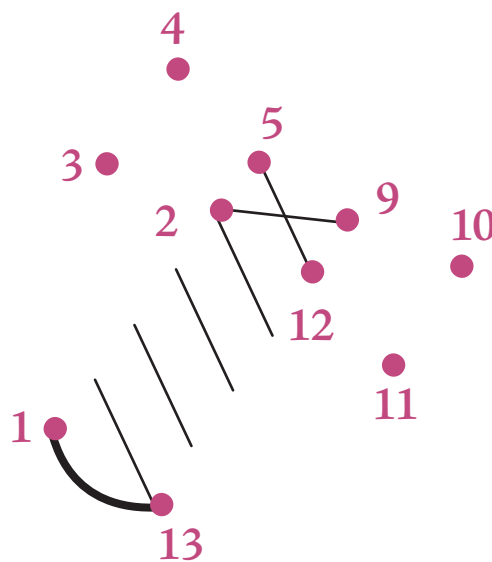

4 ●

● 7

6 ●

8

● 8



CLARION BOOKS

PRINCESS UNLIMITED ACTIVITY KIT

Illustrations copyright © 2021 by Raissa Figueroa. All rights reserved. This page may be photocopied for free distribution.

PRINCESS SUSAN'S LEMONADE

Everyone knows that you can't face the fiery breath of a dragon without a nice cold lemonade! With an adult's help, make lemonade to share with friends or create a lemonade stand business like Princess Susan did!

PRINCESS SUSAN'S LEMONADE

INGREDIENTS

$\frac{3}{4}$ to 1 cup sugar

1 cup water

1 cup lemon juice from 4 to 6 lemons

2 to 3 cups cold water

INSTRUCTIONS


Place the sugar and water in a small saucepan and bring to a simmer over medium heat. Stir until the sugar dissolves. This is called simple syrup.

Juice the lemons until you get 1 cup of lemon juice. Be sure to remove all seeds.

Pour the lemon juice and the simple syrup into a serving pitcher. Add 2 to 3 cups of cold water and stir. Add ice and taste. If it's a little too sweet, add more lemon juice. If it's a little too sour, stir till the ice melts a bit and taste again. If it's still too sour, add more water.




DOOR HANGER CRAFT



Print this
page on cardstock
using a color printer.
Cut out the image along
the solid black lines.
Fold on the red
center seam

Dragons
AND
friends
WELCOME!
COME ON IN!



to create
a two-sided door
hanger. Tape the open
edges together to seal.
Cut along the dotted
lines to hang on a
doorknob.

I'm
dreaming up a
new business.

DO
NOT
DISTURB!