




WELCOME TO CHEZ BOB!

This kit contains tons of fun to create a delicious storytime with Bob Shea's **CHEZ BOB**.




SPOT THE DIFFERENCE

All you need is a pencil or crayon, and a sharp eye.



CREATE YOUR OWN NEST

Use crayons, markers, paint, etc. to illustrate the perfect perch for Bob and his bird friends.



MAKE A MENU


Bring your appetite and crayons to craft a magnificent menu for your own restaurant.



STICKERS

You can print out the stickers on AVERY PRESTA 94509 circular labels. If you don't have the labels, you can print them out on regular paper and stick them on with tape or glue!





Can you spot the differences in the two pictures? Circle each one when you see it!




ANSWERS: only two train cars, missing Chez Bob sign, Bob's hat, missing statue, missing flags on roller coaster

Art copyright © 2021 by Bob Shea

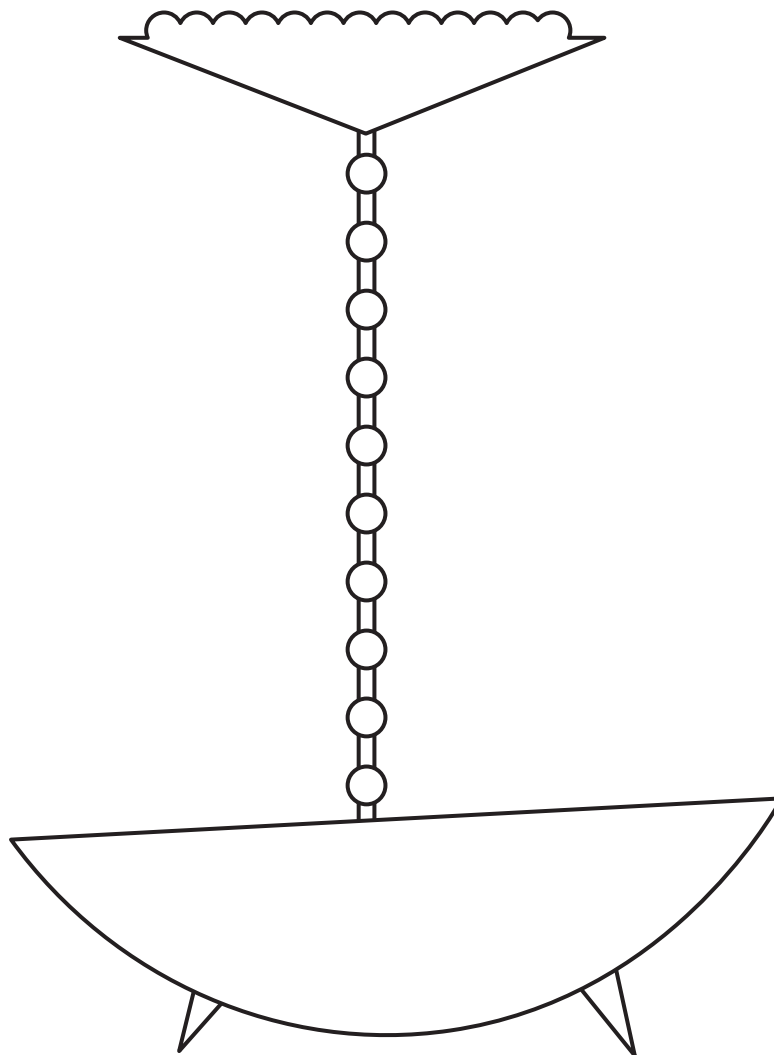


LITTLE, BROWN AND COMPANY
BOOKS FOR YOUNG READERS

LBYR.COM | #CHEZBOBBBOOK



The birds surprise Bob with an alligator-sized nest, and now you can create your own! How many levels will there be? What color? Design the best nest you can dream up!




Art copyright © 2021 by Bob Shea



LITTLE, BROWN AND COMPANY
BOOKS FOR YOUNG READERS

LBYR.COM | [#CHEZBOBBOOK](https://twitter.com/CHEZBOBBOOK)



Create your own menu for your very own restaurant!
What kind of restaurant would you have? Who would you invite?
Put together a list of treats for your marvelous menu of meals.

✂ ✂ ✂

WELCOME TO **CHEZ**

YOUR NAME

✂

✂ ✂

Art copyright © 2021 by Bob Shea



LITTLE, BROWN AND COMPANY
BOOKS FOR YOUNG READERS

LBYP.COM | **#CHEZBOBBOOK**

